

1 2 3 4 5 6 7 8

A

B

C

D

E

F

A

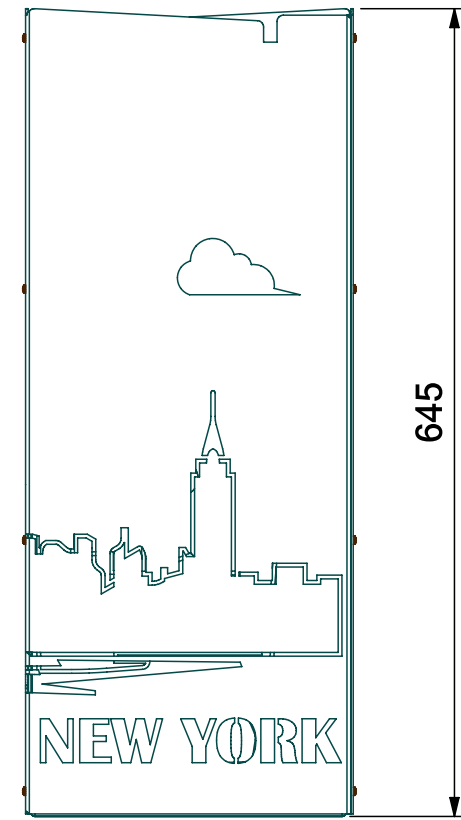



B

C

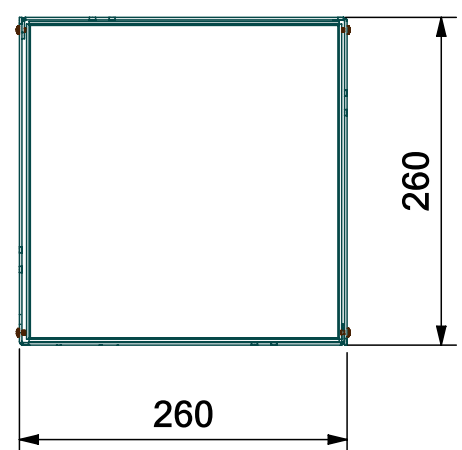
D

E

F

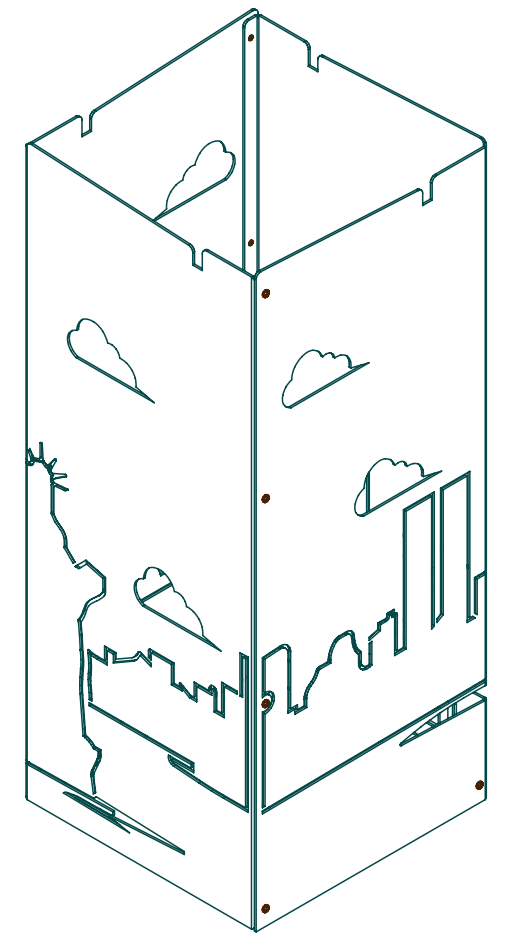



645



260

260



DESCRIZIONE		 QUADRI ELETTRICI www.cam-quadrietrici.it	
DISEGNATORE			
TRATTAMENTO		ULTIMA MODIFICA	RESPONSABILE TECNICO
		23/11/2022	Turelli Claudio
FORMATO	CODICE DISEGNO	REVISIONE	
A3	Portaombrelli su design		
SCALA 1:6		Peso Finito = -Kg	FOGLI 2 di 2

1 2 3 4 5 6 7 8